


Personal Tartan Plaid Design



Design your own plaid pattern that reflects your personality with your favorite color combinations. Scottish families use tartan plaid designs to represent their clan.

Learn more about the history of tartan at http://www.tartanday.gov.uk/history_tartan.htm

Supplies:

White paper
Pencil
Ruler
Colored Pencils


Directions:




1. Draw a rectangle on your white paper using a ruler and pencil. Make it about 4" x 6" (or as large as you wish).



2. Draw horizontal lines that are equally spaced.



3. Draw vertical in a pattern like the one on the right.



4. Choose 3 colors (2 dark and one light). Color in the stripes with the 3 colors as shown.

Using a ruler, add pinstripes between the large stripes.